

Microsoft Dynamics  
NAV 2017

# Licensing Guide

The INECTA logo features a stylized orange icon resembling a plus sign or a cluster of four squares to the left of the word "INECTA" in a bold, black, sans-serif font.

INECTA



# Contents

- Using This Guide ..... 1**
- Overview of Microsoft Dynamics NAV 2017 Licensing Requirements ..... 2**
  - Licensing the Solution Functionality ..... 2
  - Licensing User Access to the Solution Functionality ..... 3
  - Access by External Users ..... 4
  - Multiplexing ..... 5
- Customizing the ERP Solution ..... 6**
- Licensing Models ..... 6**
- Perpetual Licensing ..... 7**
  - Licensing the Solution Functionality under Perpetual Licensing ..... 7
  - Licensing User Access under Perpetual Licensing ..... 8
- Subscription Licensing ..... 9**
  - Subscription Licensing Term ..... 10
- Enhancement Plan Benefits ..... 10**
- Licenses for Additional Software ..... 11**
- Additional Resources ..... 12**
- Appendix A: Limited User Included Tables ..... 13**
- Appendix B: Microsoft Dynamics NAV 2017 Functionality Map ..... 15**
  - Starter Pack ..... 15
- Appendix C: Microsoft Dynamics NAV 2017 Functionality Map ..... 16**
  - Extended Pack ..... 16
  - Configuration Components ..... 16

## Using This Guide

Use this guide to improve your understanding of how to license Microsoft Dynamics NAV 2017 under the Perpetual Licensing or the Subscription Licensing model. It also applies to Microsoft Dynamics NAV 2017 and 2015. It does not apply to Microsoft Dynamics GP, Microsoft Dynamics AX, Microsoft Dynamics SL, or prior versions of Microsoft Dynamics NAV. This guide is not intended to influence the choice of Microsoft Dynamics products and services. The examples presented in this guide are illustrative. Microsoft Corporation reserves the right to review and/or update the existing version of this document without any advance notice.

For help determining the right technology solution for any given organization, including the license requirements for a specific product or scenario, consult with your Microsoft Dynamics Certified Partner or your Microsoft account team.

This guide does not supersede or replace any of the legal documentation covering use rights for Microsoft products. Specific product license terms are detailed in the Software License Terms (SLT) document, which is available at [https://mbs.microsoft.com/Files/partner/NAV/Essentials/Agreements/MBS\\_SLT\\_NAV2017.pdf](https://mbs.microsoft.com/Files/partner/NAV/Essentials/Agreements/MBS_SLT_NAV2017.pdf).

### **License Keys vs. License Entitlements**

An important distinction to make is between license keys (activation keys) and license entitlements. You use license keys to activate the Microsoft Dynamics software. License entitlements are what you are entitled to run and use based on the licenses you have acquired as described in the SLT.

Since the release of Microsoft Dynamics NAV 2013 R2 CU10, license keys are version-specific. For example, a Microsoft Dynamics NAV 2017 license key is required to activate Microsoft Dynamics NAV 2017 software and a Microsoft Dynamics NAV 2017 license key will not activate any other versions of the software.

# Overview of Microsoft Dynamics NAV 2017 Licensing Requirements

Microsoft Dynamics NAV 2017 licensing is designed to help small and midsize businesses jumpstart their financial insights and distribution management and then easily extend into all functional areas.

The two license models available for Microsoft Dynamics NAV 2017 provide customers with a simplified, yet flexible, purchase experience. The entire solution can be licensed with as little as one and as much as four core components: The Starter Pack, the Extended Pack, the Full User and the Limited User. Additional configuration components are also available.

With Microsoft Dynamics NAV 2017, you must license:

- The solution functionality; and
- Access to the solution functionality by your users

## Licensing the Solution Functionality

Microsoft Dynamics NAV 2017 functionality is delivered through the Starter Pack and the Extended Pack.

The required **Starter Pack** gives you core financials and distribution functionality to help you:

- Gain control and insights over your finances
- Manage sales items and materials in a distribution environment
- Provide licensed users a singular view of the business from virtually anywhere through a variety of devices

The optional and additive **Extended Pack** adds functionality that integrates core financials and distribution management capabilities with industry specific functionality extensions such as:







- Manufacturing to support and control the manufacturing environment
- Warehousing to manage the warehouse to support operations
- Professional Services to manage the billables generated by consultants
- Basic Customer Relationship Management (CRM) to manage customer and supplier relationships and offer the highest quality of service and support

**Note:** Licenses for additional software required to run the solution, such as Microsoft Windows Server, Microsoft SQL Server, and Microsoft SharePoint Server, are not included with the Starter Pack, the Extended Pack, or any of the access licenses. You need to license any additional software according to their applicable license terms. See [Licenses](#) for Additional Software for more information.

## Licensing User Access to the Solution Functionality

Users accessing the solution must be defined according to the type of access they need: Full or Limited.

Figure 1: Full vs. Limited User Licenses

User Type	Read	Write
<b>Full User</b>  Concurrent CAL	Full User 	Full User 
<b>Limited User</b>  Concurrent CAL	Full 	Limited 

**Full Users** receive unrestricted direct or indirect access to all of the functionality in the licensed server software including setting-up, administering, and managing all parameters or functional processes across the ERP Solution. Full Users require more write capabilities than those available to Limited Users.

**Limited Users** get restricted access to the ERP Solution to complete only the following tasks:

- "Read" access to any data contained in the ERP solution; and
- "Write" access to a maximum of 3 table objects with the following exceptions:
  - Limited users are not authorized to write directly or indirectly to the following tables: General Ledger Entry (table number 17), Permission Set (table number 2000000004), Permission (table number 2000000005) or Access Control (table number 2000000053); and
  - Tables described in [Appendix A: Limited User Included Tables](#) do not count towards the 3 table objects.

Writing the transactions of a Limited User to a temporary table then having a Full User (or a system process) post those transactions to table 17 is an example of indirect write access to table 17, which is not permitted. Transactions created by a Limited User are not considered indirect write access if (i) they are needed by a Full User as in an input to perform their job function and (ii) transactions are processed individually (not in a batch).

The Limited User Included Tables should allow you to perform the following tasks:

### Sales

- Create a Customer with relevant contact details, based on a template or from scratch.
- Create an Opportunity for an existing Campaign, and relate it to Sales Quotes or Orders.
- Quotes:
  - Create a Sales Quote for an existing or a new Customer.
  - Send a Sales Quote by email, send it for approval, or convert it to a Sales Order.
- Orders:
  - Create a Sales Order for an existing or a new Customer.
  - Send a Sales Order for approval.

### Purchase

- Create a Vendor with relevant contact details, based on a template or from scratch.
- Create a Purchase Order for an existing or a new Vendor.
- Send a Purchase Order for approval.

#### Other Tasks

- Fill in an existing timesheet
- Perform Document Capture - Expense reporting by scanning an invoice to create an incoming document

#### Role Centers

- Use the charts on two role centers: Order Processor (for Sales scenarios) and Purchasing Agent (for Purchase scenarios).

However, if your specific deployment requires more than 3 tables not part of the Included range in order to fulfill these tasks, a Full User will be required.

Any access beyond these limitations requires Full User access.

When assigning security rights to users, the system administrator will designate them as Full Users or Limited Users.

## Access License Types

Microsoft Dynamics NAV 2017 offers two types of access licenses: **Concurrent Client Access Licenses (CALs)**, only available under the Perpetual Licensing model, and **User Subscription Access Licenses (SALs)**, only available under the Subscription Licensing model.

**Concurrent CALs** are based on the number of users accessing the solution simultaneously. While this access license type allows an unlimited number of individuals to be defined in the system, the number of individuals accessing the solution at any given time may not exceed the total licensed number of Concurrent CALs. Concurrent CALs are assigned temporarily to an individual user for the duration of their active session. Once that individual ends the active session, the CAL then becomes available for use by another individual. Concurrent CALs license individual users to access the application only while they are consuming one of the Concurrent CALs (making it unavailable for other individuals to access the application).

**User SALs**, only available in the Subscription Licensing model, grant individual users the right to access the application irrespective of the number of users simultaneously accessing the application. Unlike Concurrent CALs, a unique User SAL must be assigned to each individual user that will access the solution functionality. SALs are specific to an individual and cannot be shared.

Refer to the [Perpetual Licensing and Subscription Licensing Models](#) section later in this document for additional details.

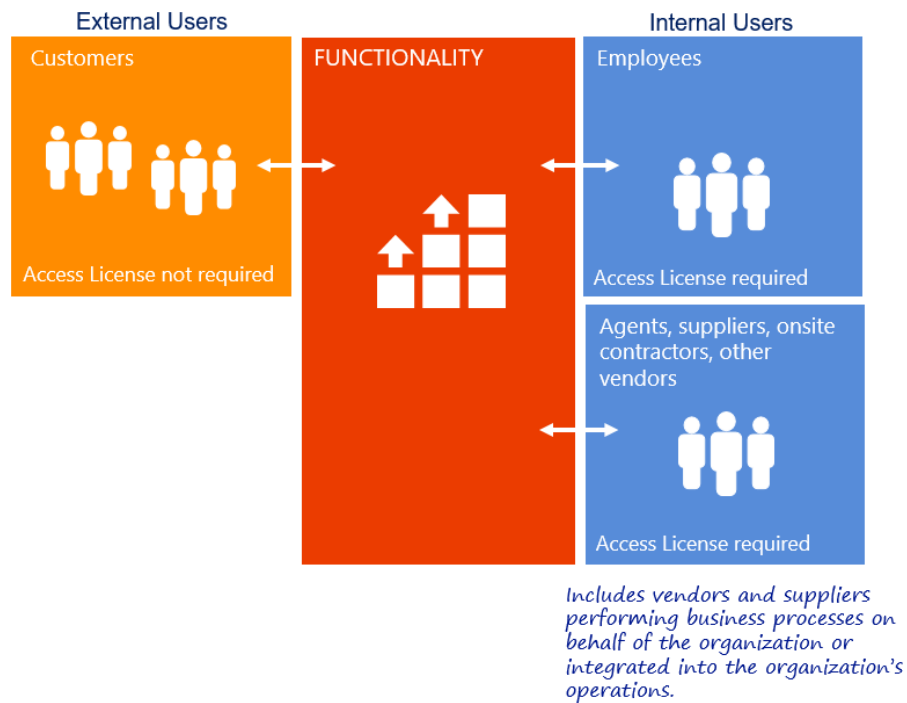
## Access by External Users

Your customers are external users. The Starter Pack includes the rights for an unlimited number of external users to access the ERP solution without the need for individual Access Licenses as long as following two restrictions are met:

- External users cannot use any clients provided by the Microsoft Dynamics NAV Application Programming Interface (API), such as the Microsoft Dynamics NAV 2017 Windows client, the Microsoft Dynamics NAV 2017 Web client, the Microsoft Dynamics NAV for Windows, the Microsoft Dynamics NAV for iPad or iPhone app, or the Microsoft Dynamics NAV for Android Tablet or Phone app.
- External user licenses cannot be used by you to provide business process outsourcing services to your customers.

Your system administrator designates external users in the user table by assigning such users an External User designation.

Figure 2: Internal vs. External Users



## Multiplexing

Multiplexing is the use of hardware or software (including manual procedures) to reduce the number of users that directly access the Microsoft Dynamics ERP solution by pooling connections. Multiplexing does not reduce the number of Access Licenses required. Any user that directly or indirectly reads from or writes to the ERP solution's database in real-time mode or via batch whether connecting individually or through a data consolidation process must be licensed with the appropriate access license type in compliance with the Software License Terms.

**Note:** Licensed users may manually rekey information (coming from non-licensed users) into the Microsoft Dynamics ERP solution. This scenario is not considered to be multiplexing.

Figure 3: Multiplexing

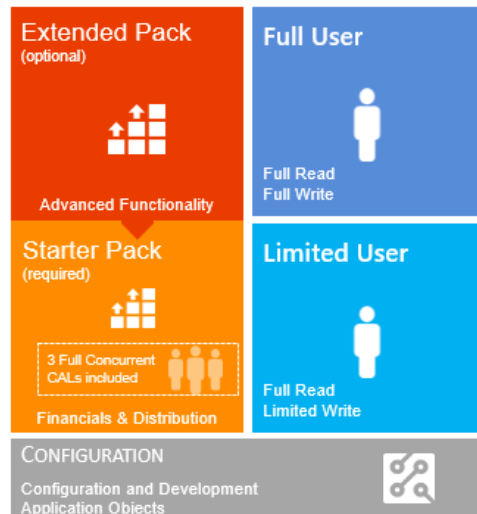


Multiplexing does not reduce the number of user licenses required.

# Customizing the ERP Solution

A suite of tools is available to help partners customize your ERP Solution. Your partner may license application objects as needed to modify the solution to your specific requirements. If you are a larger customer with your own IT department, please ask your partner about Application Builder and Solution Developer, two functionality modules designed to give you the tools to modify your solution on your own.

Figure 4: Adding Customization



## Licensing Models

Microsoft Dynamics NAV 2017 is licensed through one of two licensing models: Perpetual Licensing and Subscription Licensing.

With **Perpetual Licensing**, you license the software with permanent usage rights. So, you can use the licensed version of the software for as long as you choose. Perpetual Licensing might be for you if you prefer an upfront investment or if you want to manage the solution internally, and will run the software on your premises (or, subject to license mobility rights, have it hosted by a third party Infrastructure as a Service [IaaS] provider acting as your agent).

With **Subscription Licensing**, you license non-perpetual rights to use the software, meaning you can use the software only during the term of the agreement secured by periodic payments. This model lowers your initial licensing costs and provides you with the flexibility to increase or decrease subscription license counts from one subscription term to the next. You can use Subscription Licensing when you want to have the ERP solution hosted and managed as Software as a Service (SaaS) by your partner or any third party. Alternatively, the software may be deployed on your premises, provided that your Microsoft Dynamics NAV partner provides day-to-day management services and maintains sole control over the solution.



There are significant licensing differences between Perpetual Licensing and Subscription Licensing, as illustrated below.

Figure 5: Perpetual and Subscription Licensing at-a-glance

	Perpetual	Subscription
Self-managed, on-premises deployment	✓	
Self-managed, hosted deployment (IaaS)*	✓	
Partner-managed, on-premises deployment		✓
Partner-managed, partner-hosted deployment (SaaS)		✓
Own your licenses	✓	
Lease your licenses		✓
Concurrent access licenses	✓	
Per User access licenses		✓

\*Requires an active enhancement Plan

## Perpetual Licensing

With Perpetual Licensing, you license the desired solution functionality and access to that functionality is secured by licensing access licenses.

### Licensing the Solution Functionality under Perpetual Licensing

It is now easy for small and midsize businesses to quickly and affordably get started with Perpetual Licensing. The Starter Pack gives customers all application setup utilities, provides usage rights to core Financials and Distribution functionalities, plus includes the first three Full Concurrent CALs. You need only one Starter Pack license per ERP Solution deployment—even if your installation is deployed over multiple servers as long as you own those servers and that they are in the same physical location. For many organizations, the Starter Pack is the only Microsoft Dynamics license component they will need.

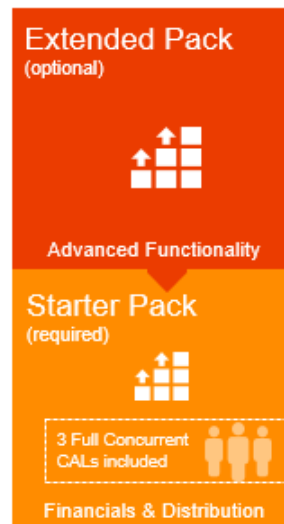
If you want to deploy some of the advanced functionality delivered by Microsoft Dynamics NAV 2017, you can license the optional and additive Extended Pack.

When you license the Extended Pack, the first three Full Concurrent CALs included in the prerequisite Starter Pack also get access to all of the advanced functionality.

Figure 6: Starter Pack



Figure 7: Extended Pack



If you have more than three Full Users that need to access the solution functionality at the same time, you must acquire additional Full Concurrent CALs beyond the first three included with the Starter Pack.

## Deploying Your Self-Managed Solution in an IaaS Environment

If you have an active enhancement plan, you have the licensing flexibility you need to manage your own solution, but deploy it in an Infrastructure as a Service (IaaS) environment, such as Microsoft Azure.

Through the License Mobility rights included with your enhancement plan, you may reassign your ERP solution licenses to:

- Any servers running physical operating system environments (OSEs) or virtual OSEs dedicated to you and located within the same Server Farm as often as needed, or
- From one Server Farm to another, but not on a short-term basis (i.e., not within 90 days of the last assignment).

Microsoft Dynamics NAV 2015 may be deployed in a multitenant environment where, by definition, the OSE is not dedicated to you. In such case, you are required to install your license key in the tenant database. Please note that this exception to the License Mobility requirement that the OSE be dedicated to you only applies to the Microsoft Dynamics NAV software and not to any of the other Microsoft components required for your ERP solution to run.

Also, please note that SQL Server Runtime Use licenses, offered in Order Central, do not qualify for License Mobility rights. So, if you are deploying your ERP solution in an IaaS environment, you will be required to license SQL through other licensing programs.

“Server Farm” means a single data center or two data centers each physically located:

- In a time zone that is within four hours of the local time zone of the other (Coordinated Universal Time (UTC) and not DST), and/or
- Within the European Union (EU) and/or European Free Trade Association (EFTA).

## Licensing User Access under Perpetual Licensing

Under Perpetual Licensing, you license Full access to the solution with Full Concurrent CALs and Limited access to the solution with Limited Concurrent CALs. When assigning security rights to users, the system administrator will designate each user as a full user or a limited user.

Microsoft Dynamics NAV 2017 contains two concurrency “counters”— one for Full Users and another one for Limited Users—to help you make sure that the number of users concurrently logged into the solution does not exceed your licensed number of Full and Limited Concurrent CALs. When a user attempts to log in, they will automatically be routed through the appropriate counter based on their assigned user type. If the maximum number of licensed concurrent users has already been reached, the user will not be able to log in until someone logs out.

**Note:** When a Full User accesses a session using web services, the session is “locked” to that user for a minimum of two hours, after which time, if the user has logged out, the session becomes available to other users. For Limited Users, the session is tied to that user for a minimum of 15 minutes. The user may release the locked session at any time by logging into the solution through any of the Microsoft Dynamics NAV clients and logging out. At that time, the application will release all sessions tied to that user.

Please note that users accessing the application indirectly, such as through a third party application, require to be licensed with and consume the appropriate CAL type, even if those users are not directly logging into the ERP solution. The responsibility for ensuring proper concurrency usage falls to the third party application provider.

# Subscription Licensing

With Subscription Licensing, customers subscribe to the rights to use Microsoft software and services instead of owning them.

Solution Functionality and User Access are licensed through three Subscriber Access Licenses (SALs):

- **Standard User SAL** is a required SAL that entitles the licensed user to perform Full User tasks across the ERP Solution using all of the functionality included in the Starter Pack. Every Full User requires a Standard User SAL. The Standard User SAL grants all licensed users the right to use the functionality contained in the Starter Pack.
- **Extended Use Additive SAL** is an optional functionality license type, additive to the Standard SAL, which expands the rights of all licensed users to perform tasks using all of the functionality in the Extended Pack. The Extended Use Additive SAL grants all licensed users the right to use the functionality contained in the Extended Pack as long as every Full User licensed with a Standard User SAL is also licensed with an Extended Use Additive SAL.
- **Limited User SAL** is an optional access license type that entitles the licensed user to perform Limited User tasks across the ERP Solution using the same functionality footprint available to the Full Users. Every Limited User requires a Limited User SAL.

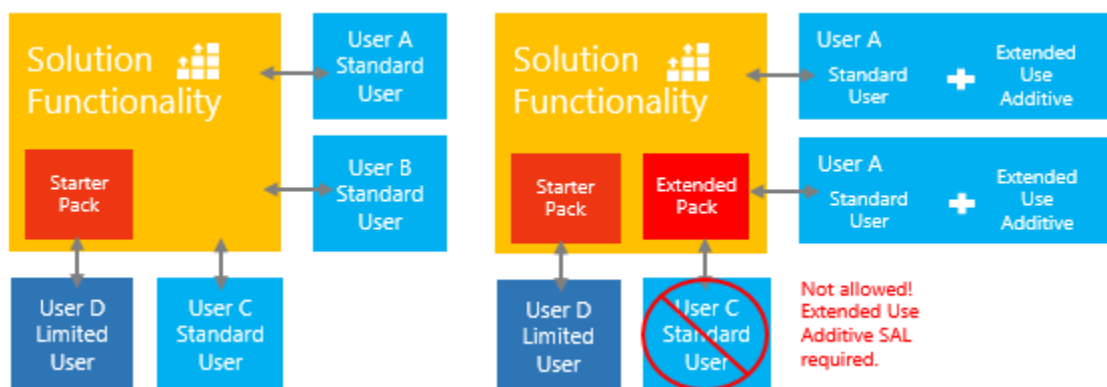
Refer to [Appendix B: Microsoft Dynamics NAV 2017 Starter Pack](#) and [Appendix C: Microsoft Dynamics NAV 2017 Extended Pack and Configuration Components](#) for the included functionality.

## Choosing the Appropriate SAL Type

To choose the appropriate SAL type, determine the functionality you require for the ERP solution. If you require only the functionality included in the Starter Pack, then license Standard User SALs (or a combination of Standard User SALs and Limited Use SALs). If you also require the functionality of the Extended Pack, then license Extended Use Additive SALs for all Standard User SALs.

**Note:** You must license Extended Use Additive SALs in the same quantity as Standard User SALs.

Figure 8: Choosing the appropriate SAL type



**Note:** Microsoft Dynamics NAV 2017 includes at no charge, one SAL for an External Accounting User using the client software only for the sole purpose of providing supplemental professional accounting or bookkeeping services related to the auditing process, and one SAL for a System Administrator User for an employee of your Microsoft Dynamics partner to manage your application and provide support.

## Subscription Licensing Term

Microsoft Dynamics NAV 2017 is licensed on a monthly basis, giving you the flexibility to adapt your SAL counts from one month to the next as required by your changing business trends.

When adding SALs, the cost of the license will be pro-rated based upon the time remaining in the current month's term (based on a standardized 30 day month). So, for example, if there are 10 days left until the end of the term, you will pay the monthly charge divided by 30 times 10. When removing SALs, the reduced SAL count takes effect at the start of the subsequent monthly term.

The only commitment for Subscription Licensing is a full month term so, except for having to let your subscription run its course until the end of the current term, you can cancel at any time without any penalties.

## Enhancement Plan Benefits

Your Microsoft Dynamics solution puts you at the top of your game—and your Microsoft Dynamics service plan keeps you there. It's what you need to stay compliant, stay competitive, and get the greatest value from your solution over time. Your plan, along with the services your Microsoft Dynamics partner provides, will give you the winning combination for success!

- **License Mobility Rights:** Deployment flexibility for the Perpetual Licensing model that enables you to manage your own solution yet host it in an Infrastructure as a Service (IaaS) environment, such as Microsoft Azure.
- **Optimizing ongoing value:** Access to new version upgrades, features, and innovative capabilities help customers remain compliant and competitive—and stay on the leading edge of technology.
- **Protecting your investment:** Ready access to service packs and hotfixes keep customer's solution up-to-date and running at peak performance levels. Microsoft ensures support throughout the solution's life cycle, and the Microsoft product roadmap helps customers plan for the future.
- **Increasing business productivity:** Self-support tools and training through CustomerSource empower customers to increase productivity and manage complex business challenges.
- **Offering powerful flexibility:** Customers decide the level of help they need, with a rich self-help knowledge base, tremendous training resources, an online community of users, and 1:1 help from Microsoft experts.

If you license your solution under the Perpetual Licensing model, additional Customer Support offerings may be available in your region. For information on the availability of the Advantage Plus Plan, or for more detailed information on the benefits, visit <http://www.microsoft.com/dynamics/customer/en-us/service-plans.aspx>.

# Licenses for Additional Software

Licenses for additional software that may be required for the solution—such as Microsoft Windows Server, Microsoft SQL Server, and Microsoft SharePoint Server—and their corresponding Access Licenses are not included with the Microsoft Dynamics NAV 2017 licenses. You must acquire any necessary licenses for these additional products under the licensing model for the particular product (which may be different than the model used for Microsoft Dynamics NAV 2017).

Figure 9: Licenses for Additional Software are not included with Microsoft Dynamics NAV licenses




Figure 10: Windows Server and SQL Server Licenses

In this example, five individuals are accessing the Microsoft Dynamics ERP solution, which is connecting to a SQL Server database, through three Microsoft Dynamics Concurrent CALs. Windows Server and SQL Server are being licensed through a server/CAL model, so the customer requires the appropriate number of Windows Server and SQL Server licenses and CALs. Because Windows Server and SQL Server CALs are also licensed on a Named User (or device) basis, each individual user (or device) requires a Windows Server and a SQL Server CAL along with the Microsoft Dynamics CAL.



For more information about licensing Windows Server and SQL Server, refer to <https://www.microsoft.com/en-us/cloud-platform/default.aspx>.

Licenses for other products required for the solution must be acquired separately in accordance with the applicable licensing requirements for these products.

# Additional Resources



Contact us to Learn about what Microsoft Dynamics solutions can do for your organization and how to get started.

[sales@inecta.com](mailto:sales@inecta.com)

1-800-632-0573

## Appendix A: Limited User Included Tables

The following tables do not count towards the maximum of three permitted for Limited Users in Microsoft Dynamics NAV 2017.

Table #	Table Name	Dated Added
18	Customer	6-Oct-2015
19	Cust. Invoice Disc.	6-Oct-2015
23	Vendor	6-Oct-2015
24	Vendor Invoice Disc.	6-Oct-2015
36	Sales Header	26-Jan-2015
37	Sales Line	6-Oct-2015
38	Purchase Header	26-Jan-2015
39	Purchase Line	6-Oct-2015
43	Purch. Comment Line	20-Nov-2012
44	Sales Comment Line	20-Nov-2012
51	User Time Register	1-Oct-2012
97	Comment Line	1-Oct-2012
130	Incoming Document	6-Oct-2015
133	Incoming Document Attachment	6-Oct-2015
222	Ship-to Address	6-Oct-2015
224	Order Address	6-Oct-2015
225	Post Code	6-Oct-2015
249	VAT Registration Log	6-Oct-2015
308	No. Series	6-Oct-2015
309	No. Series Line	1-Oct-2012
336	Tracking Specification	20-Nov-2012
337	Reservation Entry	1-Oct-2012
348	Dimension	6-Oct-2015
355	Dimension Ledger Entry	1-Oct-2012
356	Journal Line Dimension	1-Oct-2012
357	Document Dimension	1-Oct-2012
358	Production Document Dimension	1-Oct-2012
359	Posted Document Dimension	1-Oct-2012
361	G/L Budget Dimension	1-Oct-2012
389	Service Contract Dimension	1-Oct-2012
405	Change Log Entry	1-Oct-2012
454	Approval Entry	6-Oct-2015
455	Approval Comment Line	20-Nov-2012
480	Dimension Set Entry	1-Oct-2012
481	Dimension Set Tree Node	1-Oct-2012
487	Business Chart User Setup	15-Aug-2015
760	Trailing Sales Orders Setup	6-Oct-2015
762	Account Schedules Chart Setup	15-Aug-2015
763	Acc. Sched. Chart Setup Line	6-Oct-2015
770	Analysis Report Chart Setup	15-Aug-2015
771	Analysis Report Chart Line	6-Oct-2015
869	Cash Flow Chart Setup	15-Aug-2015
900	Assembly Header	6-Oct-2015
901	Assembly Line	6-Oct-2015
904	Assemble-to-Order Link	6-Oct-2015
906	Assembly Comment Line	6-Oct-2015
950	Time Sheet Header	6-Oct-2015
951	Time Sheet Line	6-Oct-2015
952	Time Sheet Detail	1-Oct-2012
953	Time Sheet Comment Line	1-Oct-2012
954	Time Sheet Header Archive	6-Oct-2015
955	Time Sheet Line Archive	6-Oct-2015
956	Time Sheet Detail Archive	6-Oct-2015
957	Time Sheet Cmt. Line Archive	6-Oct-2015
959	Time Sheet Chart Setup	15-Aug-2015

Table #	Table Name	Date Added
5065	Interaction Log Entry	1-Oct-2012
5072	Campaign Entry	1-Oct-2012
5075	Logged Segment	1-Oct-2012
5078	Segment History	1-Oct-2012
5080	To-do	1-Oct-2012
5086	Cont. Duplicate Search String	1-Apr-2012
5092	Opportunity	17-Sep-2015
5093	Opportunity Entry	17-Sep-2015
5106	Document Dimension Archive	1-Oct-2012
5107	Sales Header Archive	1-Oct-2012
5108	Sales Line Archive	1-Oct-2012
5109	Purchase Header Archive	1-Oct-2012
5110	Purchase Line Archive	1-Oct-2012
5123	Inter. Log Entry Comment Line	1-Oct-2012
5125	Purch. Comment Line Archive	1-Oct-2012
5126	Sales Comment Line Archive	1-Oct-2012
5127	Deferral Header Archive	6-Oct-2015
5128	Deferral Line Archive	6-Oct-2015
5150	Integration Page	1-Oct-2012
5151	Integration Record	1-Oct-2012
5199	Attendee	1-Oct-2012
5200	Employee	1-Jan-2014
5201	Alternative Address	1-Jan-2014
5203	Employee Qualifications	1-Jan-2014
5205	Employee Relative	1-Jan-2014
5207	Employee Absence	1-Jan-2014
5214	Misc. Article Information	1-Jan-2014
5648	FA Allocation Dimension	1-Oct-2012
5765	Warehouse Request	6-Oct-2015
5766	Warehouse Activity Header	1-Oct-2012
5772	Registered Whse. Activity Hdr.	1-Oct-2012
5773	Registered Whse. Activity Line	1-Oct-2012
5806	Contact Duplicate Search	1-Apr-2014
5809	Item Charge Assignment (Sales)	6-Oct-2015
5814	Inventory Period	20-Nov-2012
6550	Whse. Item Tracking Line	1-Oct-2012
7002	Sales Price	6-Oct-2015
7004	Sales Line Discount	6-Oct-2015
7012	Purchase Price	6-Oct-2015
7014	Purchase Line Discount	6-Oct-2015
7135	Item Budget Dimension	1-Oct-2012
7310	Warehouse Journal Batch	20-Nov-2012
7311	Warehouse Journal Line	20-Nov-2012
7312	Warehouse Entry	1-Oct-2012
7313	Warehouse Register	1-Oct-2012
7318	Posted Whse. Receipt Header	1-Oct-2012
7319	Posted Whse. Receipt Line	1-Oct-2012
7320	Warehouse Shipment Header	1-Oct-2012
7321	Warehouse Shipment Line	1-Oct-2012
7322	Posted Whse. Shipment Header	1-Oct-2012
7323	Posted Whse. Shipment Line	1-Oct-2012
7324	Whse. Put-away Request	1-Oct-2012
7325	Whse. Pick Request	1-Oct-2012
7326	Whse. Worksheet Line	20-Nov-2012
7331	Whse. Internal Put-away Header	20-Nov-2012

1311	Mini Last Used Chart	6-Oct-2015
1319	Sales by Cust. Grp.Chart Setup	15-Aug-2015
1504	Workflow Step Instance	6-Oct-2015
1506	Workflow Table Relation Value	6-Oct-2015
1511	Notification Entry	6-Oct-2015
1522	Workflow Event Queue	6-Oct-2015
1523	Workflow Step Argument	6-Oct-2015
1524	Workflow Rule	6-Oct-2015
1530	Workflow Step Instance Archive	6-Oct-2015
1550	Restricted Record	6-Oct-2015
1701	Deferral Header	6-Oct-2015
1702	Deferral Line	6-Oct-2015
5050	Contact	1-Oct-2012
5051	Contact Alt. Address	1-Oct-2012
5052	Contact Alt. Addr. Date Range	1-Oct-2012
5053	Business Relation	6-Oct-2015
5054	Contact Business Relation	1-Oct-2012
5056	Contact Mailing Group	15-Aug-2015
5058	Contact Industry Group	15-Aug-2015
5061	Rlshp. Mgt. Comment Line	1-Oct-2012
5062	Attachment	1-Oct-2012

7332	Whse. Internal Put-away Line	20-Nov-2012
7354	Bin	1-Oct-2012
9050	Warehouse Basic Cue	6-Oct-2015
9051	Warehouse WMS Cue	6-Oct-2015
9052	Service Cue	6-Oct-2015
9053	Sales Cue	6-Oct-2015
9054	Finance Cue	6-Oct-2015
9055	Purchase Cue	6-Oct-2015
9150	My Customer	6-Oct-2015
9151	My Vendor	6-Oct-2015
9152	My Item	6-Oct-2015
9180	Generic Chart Setup	15-Aug-2015
9500	Email Item	6-Oct-2015
12170*	Payment Lines	20-Nov-2015
99000850	Planning Assignment	1-Apr-2014
2000000067	User Default Style Sheet	1-Oct-2012
2000000068	Record Link	1-Oct-2012
2000000073	User Personalization	1-Oct-2012
2000000075	User Metadata	1-Oct-2012
2000000080	Page Data Personalization	1-Oct-2012
2000000111	Session Event	20-Nov-2012

\* Only available with Italy localization



## Appendix B: Microsoft Dynamics NAV 2017 Functionality Map Starter Pack

Financial Management		
Basic General Ledger	Basic Fixed Assets	Electronic Payment / Direct Debits
Allocations	Insurance	Reconciliation of Bank Transactions
Budgets	Maintenance	Payment Handling
Account Schedules	Fixed Assets Allocations	Basic Dimensions
Consolidation	Reclassifications	Advanced Dimensions
Basic XBRL	Bank Account Management	Deferrals
Change Log	Check Writing	Multiple Currencies
Cash Flow Forecast	Bank Account Reconciliation	
Customer Relationship Management		
Contact Management	Campaign Management	Dynamics CRM integration
Task Management	Opportunity Management	Relationship Management (new)
Outlook Client Integration	Interaction / Document Management	Notifications (new)
Contact Classification	Mail Logging for MS Exchange	
Project Management		
Basic Resources	Estimates	Time Sheet
Capacity Management	Tasks / Steps	
Multiple Costs	Jobs	
Supply Chain Management		
Basic Receivables	Requisition Management	Item Cross References
Sales Invoicing	Alternative Order Addresses	Nonstock Items
Sales Order Management	Purchase Return Order Management	Item Tracking
Sales Invoice Discounts	Purchase Line Discounting	Item Charges
Alternative Ship-To Addresses	Purchase Line Pricing	Bin
Shipping Agents	Drop Shipments	Pick
Sales Return Order Management	Salespeople / Purchasers	Analysis Reports
Sales Line Discounting	Basic Inventory	Item Budgets
Sales Line Pricing	Multiple Locations	Workflow
Sales Tax	Stock keeping Units	Document Management, Document Capture and OCR
Basic Payables	Alternative Vendors	E-services
Purchase Invoicing	Assembly Management	Item Categories (new)
Purchase Order Management	Location Transfers	Item Attributes (new)
Purchase Invoice Discounts	Item Substitutions	
Human Resources Management	Configuration & Development	
Basic Human Resources	Report Designer	XML Port
Languages	Table Designer	Page Designer
Multiple Document Languages	Query Designer	Codeunits
Multiple Languages		
Other		
Unlimited Companies	Job Queue	Word reporting/Document reporting
Subsidiary (Unlimited)	Basic Dimensions	Simplified UX
Per Database License	Reason Codes	Upgrade Toolkit
Multiple Currencies	Advanced Dimensions	Jet Reports Express for Dynamics NAV
Intrastat	Dynamics NAV Server	Embedded Power BI
Extended Text	Connector for Microsoft Dynamics	User Management

## Appendix C: Microsoft Dynamics NAV 2017 Functionality Map Extended Pack

Advanced Financial Management		
Responsibility Centers	Inter-company Postings	Cost Accounting
Customer Relationship Management		
Service Order Management	Service Item Management	Planning and Dispatching
Service Price Management	Service Contract Management	
Warehouse Management		
Order Promising	Put Away	Warehouse Management Systems
Calendars	Warehouse Receipt	Internal Picks and Put Aways
Campaign Pricing	Warehouse Shipment	Automated Data Capture System
Cycle Counting	Standard Cost Worksheet	Bin Set-Up
Manufacturing		
Production Orders	Basic Supply Planning	Finite Loading
Production Bill of Materials	Demand Forecasting	Sales and Inventory Forecasting (new)
Version Management	Basic Capacity Planning	
Agile Manufacturing	Machine Centers	
Configurations		Other
Table (10 tables)	Codeunits (10 codeunits)	Simplified Setup
Pages (100 pages)	XML Part (100 XML ports)	

### Configuration Components

Advanced Financial Management		
Application Builder*	Pages (100 pages)	XML Port (100 codeunits)
Solution Developer*	Reports (100 reports)	Queries (100 queries)
Table (10 tables)	Codeunits (10 codeunits)	

+ Not available in Subscription

2016 Microsoft Corporation. All rights reserved.

This document is for informational purposes only. MICROSOFT MAKES NO WARRANTIES, EXPRESS OR IMPLIED, IN THIS DOCUMENT. This information is provided to help guide your authorized use of products you license; it is not your agreement. Your use of products licensed under your license agreement is governed by the terms and conditions of that agreement. In the case of any conflict between this information and your agreement, the terms and conditions of your agreement control. Prices for licenses acquired through Microsoft resellers are determined by the reseller.